



# SCREEN+PLUS<sup>®</sup> TRADITIONAL

SOLID CEDAR CUSTOM FRAMED INSERTS



## FUNCTION - BEAUTY - VALUE Weather beating, natural wood beauty . . . .

*For Screened Porches & Three Season Screen Porches*

### *Framed Screen Inserts*



*Bring your deck or patio to life!*

*Enjoy a screen room or porch using our full screen SOLID CEDAR insert system with installation trim package for a beautiful two season enclosure.*

**N**ow you can enjoy the cooling effect of summer breezes, the convenience of a protected cold weather space, and the knowledge that you've made the right choice.

**C**onstructing a beautiful natural-wood screened in porch has never been easier.



**Screen over  
Screen Kneewall**



**Screen over  
Cedar Kneewall**



**Optional "Weather  
Beater" Clear Acrylic  
Panels install quickly  
and easily with the  
turn of a clip.**



# SCREEN+PLUS<sup>®</sup> TRADITIONAL

SOLID CEDAR CUSTOM FRAMED INSERTS



## Description & Care of Acrylic "Weather Beater" Storm Panels



### Our "Weather Beater" acrylic storm panel:

Offers protection from inclement weather with crystal clear visibility. With proper care, your storm panels will remain clear as glass for years.

### The acrylic storm panel provides:

Excellent light transmission and does not yellow after prolonged exposure to sunlight. It also resists the degradation caused by ultraviolet light and comes with a 10-year limited warranty against loss of light transmission. They can even be polished to restore their original clarity if required.

Although it will scratch easier than glass, neither rain, nor sleet, nor snow will damage its surface. Most scratching and imperfections are created by improper cleaning. Acrylic is significantly more shatter resistant than glass and despite its superior strength and durability; it is half the weight.

### Each Screen Plus<sup>®</sup> cedar framed insert:

Is pre-machined to accept the 3/16" thick acrylic storm panel with just a simple twist of the turn keys. They can be installed facing the exterior or interior. If facing the interior some seepage may occur during heavy weather events.

## Caring for the Acrylic "Weather Beater" Storm Panels:



### Cleaning:

We provide an aerosol can of Window Cleaner designed specifically for Acrylic windows. You can also wash acrylic with a solution of mild soap or detergent and lukewarm water. Use a clean soft cloth, applying only light pressure. Rinse with clean water and dry by blotting with damp cloth or chamois. Dishwasher detergent works well, it does not contain abrasives and has anti-spotting properties. If you purchase window cleaner, be sure it specifically states it is safe for plastics.

**DO NOT USE:** window cleaning sprays formulated for glass, such as Windex. Cleaners for glass may contain abrasives designed to clean glass, but will scratch acrylic. Also, any product containing ammonia, kitchen scouring

compounds or solvents such as acetone, gasoline, benzene, alcohol, carbon tetrachloride or lacquer thinner - These can scratch the sheet's surface and /or weaken the sheet causing small surface cracks called, "crazing".

### Dusting:

Dust with a soft, damp cloth or chamois. Dry or gritty cloths may cause surface scratches and create a static electric charge on the surface.

### Polishing:

Protect acrylic sheet and maintain its surface gloss by occasional polishing with a good plastic cleaner and polish. Apply a thin, even coat with a soft clean cloth and polish lightly with cotton flannel. Then wipe with a damp cloth to help eliminate electrostatic charges that can attract dust

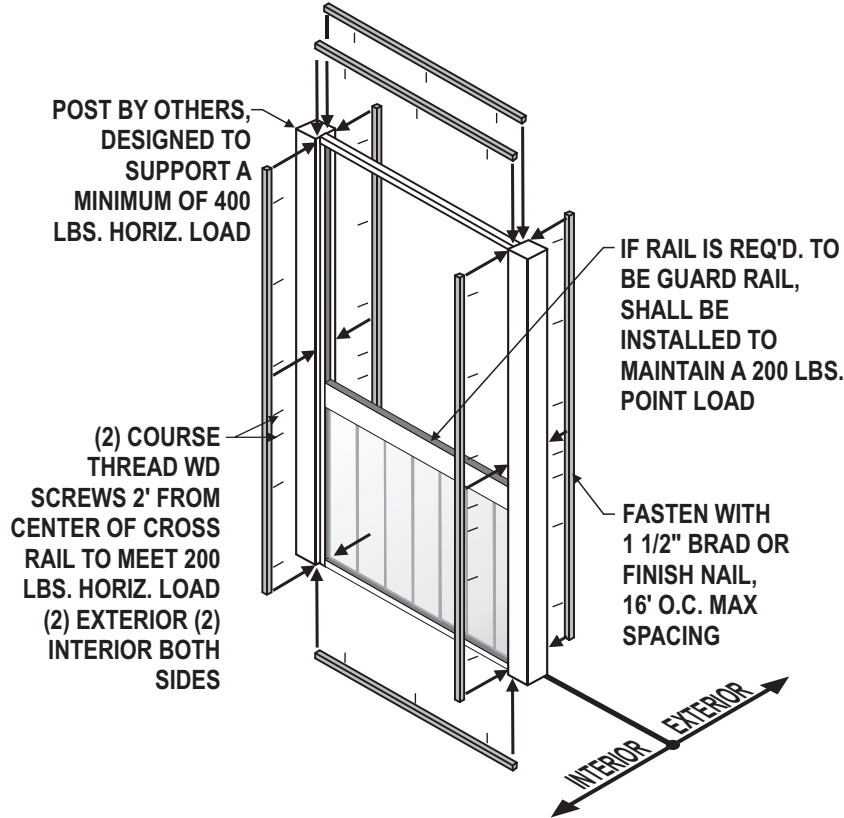


# SCREEN+PLUS<sup>®</sup> TRADITIONAL

SOLID CEDAR CUSTOM FRAMED INSERTS



## Description of Trim Stop Package



The trim stop package consists of 3/4" x 3/4" Solid Cedar trim milled and sanded. Screen inserts are held in place by being installed between the exterior and interior trim.

Screen+Plus inserts should not be attached to posts but allowed to "float" between trim stops. They are supplied long for final cutting by the installer to ensure a tight fit. Total of seven pieces supplied for each insert, three for the exterior and four for the interior.

Do not install trim at bottom on exterior as it could trap water.

## Guard Rail Protection



**Optional 6" Guard Rail is designed to support load requirements listed in BOCA/IBC Building Code.**

Same as a deck, the BOCA/IBC code requires fall-out protection when the floor of a screen porch is greater than 30" from the ground at any point. Often, carpenters have no alternative but to build a deck railing and install screening in front or behind the railings. This adds cost, obstructs your view, and is difficult to maintain.

With proper 4x4 post installation, our guard rail option can eliminate the need to install railings, saving you money, and allow an open unobstructed view!

The framing to which the Screen+Plus insert is attached must be designed to resist the minimum loads listed in your applicable building code. Artistic Enclosures is not responsible for designing this frame.

Must use Fixed Acrylic, Fixed Tempered Glass, or T & G to meet Guard Rail code.




# SCREEN+PLUS<sup>®</sup> TRADITIONAL

SOLID CEDAR CUSTOM FRAMED INSERTS




## Available with Heavy Duty Porch/Pet Screen or Fine Weave



### Standard Screen

The industry standard, included in our base pricing. Charcoal colored fiberglass, it is durable and resists most insects with 18x16 mesh.


***Ultimate visibility and air flow.***



### Fine Weave

Woven in a fine 20x20 mesh, this fiberglass screening is designed to provide protection from small flying insects, such as gnats and "no-see-ums".

***Excellent visibility and air flow.***



### Heavy Duty Porch/Pet Screen

Designed to resist damage by cats and dogs. A heavy-duty screening made of strong coated polyester. Can be ordered for installation into the bottom section only.

***Good outward visibility and air flow.***

## Available in a Variety of Prefinishes:

### Standard: Unfinished

### Option: White or Any Custom Color Available

Our finishes are spray applied in a controlled paint booth environment with temperature and air movement controlled to ensure a high quality finish. We use a three coat process: Oil base primer is applied first specially formulated to prevent tannin bleed, and allowed to dry for 48 hours. Then the first acrylic top coat is applied and allowed to dry 4 to 8 hours. Finally the finished top coat is applied. This is allowed to dry an additional 24 hours before moving to final assembly for installation of screen, storm panel and all hardware.

LIMITED 25 YR. WARRANTY from Sherwin-Williams


### Option: Pre-Finish w/ Clear Stain

Our process uses High Quality Cabot<sup>®</sup> brand Clear Solutions<sup>®</sup> oil based exterior grade finish. Applied in our climate controlled finishing room ensures maximum penetration and even distribution for a high quality, weather resistant finish. All parts are coated before assembly to ensure all surfaces are covered, even those you can't see!

Cabot Clear Solutions<sup>®</sup> 9200 Series is specially formulated with a unique blend of resin and oil to provide a superior natural finish for bare wood. This distinctive product not only sustains the natural beauty of our solid cedar inserts, it also provides excellent wood penetrating protection against the sun and all damaging weather elements. It's water repellent, to keep moisture out and guard against wood warping and checking.

Our standard tint, "Natural" color, slightly darkens the cedar when first applied leaving a flat and translucent amber-toned finish. The finish then slowly weathers with time to a natural wood hue. Maintenance is minimal because it penetrates deeply into the wood grain. Depending on exposure or wear, evaluate re-staining needs every 2-4 years.

Visit [www.cabotstain.com](http://www.cabotstain.com) for more information.



ANY CUSTOM COLOR



UNFINISHED

CLEAR STAIN

WHITE



PREFINISHED WHITE